





T.D. Williamson



### Typical Tapping Setup



### Description

The SHORTSTOPP 300D Fitting and SHORTPLUG with Guide Bars is an extruded-style split tee. The fitting is furnished with a flange that is drilled, faced, and pressure rated to match ASME Class 300 flanges. It is used with TDW plugging machines to temporarily plug the line for maintenance or repair without shutdown. The flange is machined to accept SHORTPLUGS with Guide Bars.

### Features

Quality control measures include inspection to ensure a proper fit on the pipeline, flange alignment verification, and radiographic weld inspection\* to API Standard 1104.

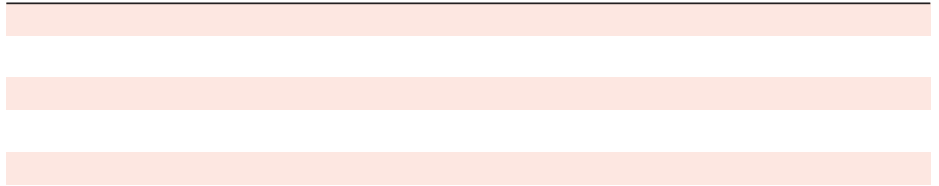
The maximum operating pressure of the SHORTSTOPP 300D Fitting is 740 psi (51 bar) at 100°F (38°C). The maximum operating temperature of the SHORTSTOPP 300D Fitting is 180°F (82°C) at 675 psi (47 bar) per ASME B31.4. See chart on page 2 for MAOP per ASME B31.8.

All fittings are stamped with a code number for material identification, and a painted band ensures easy alignment in the field. Material certificates are available.


The 4-inch and larger fittings are complete with blind flange, studs, nuts, gasket, O-ring, and SHORTPLUG with Guide Bars.

\* 100 percent ultrasonic examination performed at TDW's Nivelles, Belgium plant.

300D Split Tees Class 300 and SHORTPLUGS with Guide Bars



Dimensions



# SHORTSTOP<sup>®</sup> Split Tees and SHORTPLUG<sup>™</sup> with Guide Bars

4-inch Spool Adapter, 06-1165-0181-00 required  
to set the SHORTPLUG<sup>™</sup> with Guide Bar

Equipment	Housing	Required
SHORTSTOP <sup>®</sup> 500	06-7370-0001	Yes
SHORTSTOP <sup>®</sup> 500	08-2143-0000	No
SHORTSTOP <sup>®</sup> 500	08-2148-0000	No

6-inch Spool Adapter, 06-1165-0182-00 required  
to set the SHORTPLUG<sup>™</sup> with Guide Bar

Equipment	Housing	Required
SHORTSTOP <sup>®</sup> 500	06-7371-0000	No
SHORTSTOP <sup>®</sup> 500	08-2144-0000	No

8-inch Spool Adapter, 06-1165-0183-00 required  
to set the SHORTPLUG<sup>™</sup> with Guide Bar

Equipment	Housing	Required
SHORTSTOP <sup>®</sup> 500	06-7372-0000	No
SHORTSTOP <sup>®</sup> 500	08-2145-0000	No

10-inch Spool Adapter, 06-1165-0184-00 required  
to set the SHORTPLUG<sup>™</sup> with Guide Bar

Equipment	Housing	Required
SHORTSTOP <sup>®</sup> 500	06-7373-0000	Yes*
SHORTSTOP <sup>®</sup> 500	08-2146-0000	No

\* To set the SHORTPLUG<sup>™</sup> with Guide Bars with this housing, the 07-1586-0000 completion machine with 48-inch travel is required.

12-inch Spool Adapter, 06-1165-0185-00 required  
to set the SHORTPLUG<sup>™</sup> with Guide Bar

Equipment	Housing	Required
SHORTSTOP <sup>®</sup> 500	06-7374-0000	No
SHORTSTOP <sup>®</sup> 500	08-2147-0000	No



T.D. Williamson

2100.015 SJ

1RUWK 6RXWK \$PHULFD

(XURSH ■ \$NULFD BDFLUGOH (DVZZ WZLOOLDPVR

\*DWD VXMHFWR FRKQJLZFKRQVQRWFRU FRQVWUXFSLRQWBOHG WHEGWHGRI 7 \* :LOOLDPVRQ LQ WKH 66FH 6W DWHM @DQ RVRQLF RWHVLEHWHG @VDPHQRQG RWKHU FRQWULHY