




■ Branch Type II Plugging Fitting
4 x 3- inch



Plugging Fittings are designed for use with the TDW Tapping and SHORTSTOPP® Plugging Machine systems. They are used for main relocations, equipment tie-ins, lateral connections, line extensions and for making crossovers, and repairs, with temporary or permanent bypass and without shutdown.

Plugging fittings are available in sizes 2- t 12-inches. The 2- and 3-inch sizes have threaded equipment connections. The design of the 4- t 12-inch Type IIA Plugging Fitting requires a reusable bolt-on flange adapter, which adapts the fitting to TDW SHORTCUTT® and SHORTSTOPP Valves. Sizes 14-inches and larger are available.

Fittings come complete including the top half, bottom half, bolts, nuts, O-ring seals, gaskets, completion plug and blind flange or cap. /MCID 48 1

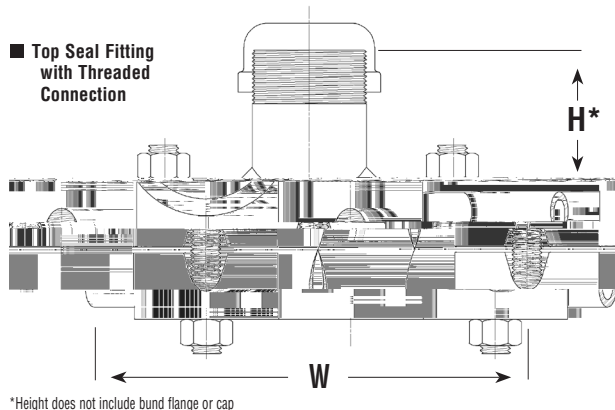
Features

TDW's Bolt-On fittings can be used on a variety of pipe materials including steel, ductile iron and cast iron. They have a broad range of nominal pipe sizes and can allow for broad variances in actual outside diameters of pipe.

All fittings are designed to ASME B 31.8 standards. The maximum working pressure is 60 psig (4 bar) at 150°F (51°C).

The 2- and 3-inch Branch bodies are made from ASTM A-106 Grade B steel pipe. The t 12-inch Branch fittings are either fabricated from ASTM A-105 and/or ASTM 106 Grade B steel pipe. Sleeve body materials are ASTM A285 Grade C. Stud and nut materials come in ASTM B7 Studs or ASTM A304 Stainless Steel. The body-to-main O-Ring seal is 55 to 60 durometer Buna-N.

Top Seal Fittings (Sizes in Inches)



*Height does not include bund flange or cap

Size	Height	Width	Weight		Part Number
			Wt./ Lbs.	Wt./Kg.	
2	5.188	6.00	12	5	MX 0202 XXXX XX ¹
3 x 2	2.437	12.00	14	6	MX 0302 XXXX XX
3	3.25	12.00	15	7	MX 0303 XXXX XX
4 x 2	2.437	12.00	23	10	MX 0402 XXXX XX
4 x 3	3.25	12.00	24	11	MX 0403 XXXX XX
4	4.00	12.00	39	18	MX 0404 XXXX XX
6 x 2	2.437	12.00	32	15	MX 0602 XXXX XX
6 x 3	3.25	12.00	33	15	MX 0603 XXXX XX
6 x 4	4.00	12.00	48	22	MX 0604 XXXX XX
6	4.75	12.00	70	32	MX 0606 XXXX XX
8 x 2	2.437	12.00	105	48	MX 0802 XXXX XX
8 x 3	3.35	12.00	106	48	MX 0803 XXXX XX
8 x 4	4.00	12.00	121	55	MX 0804 XXXX XX
8 x 6	4.75	12.00	143	65	MX 0806 XXXX XX
8	4.75	15.00	167	76	MX 0808 XXXX XX
10 x 2	2.437	15.00	145	66	MX 1002 XXXX XX
10 x 3	3.25	15.00	146	66	MX 1003 XXXX XX
10 x 4	4.00	15.00	161	73	MX 1004 XXXX XX
10 x 6	4.75	15.00	183	83	MX 1006 XXXX XX
10 x 8	4.75	15.00	207	94	MX 1008 XXXX XX
10	5.25	21.00	263	120	MX 1010 XXXX XX
12 x 2	2.437	15.00	178	81	MX 1202 XXXX XX
12 x 3	3.25	15.00	179	81	MX 1203 XXXX XX
12 x 4	4.00	15.00	194	88	MX 1204 XXXX XX
12 x 6	4.75	15.00	216	98	MX 1206 XXXX XX
12 x 8	4.75	15.00	240	109	MX 1208 XXXX XX
12 x 10	4.25	24.00	296	135	MX 1210 XXXX XX
12	5.25	24.00	341	155	MX 1212 XXXX XX

¹ 2-inch size is cast iron body with screw-in type outlet.

Note: Consult factory for sizes not shown

Legend of Top Seal Fitting Part Numbers

MA	Top Seal -- Type IIA Flange
MB	Top Seal -- Type IIA Flange (3-WAY Tee)
MC	Top Seal -- RFWN Flange
MD	Top Seal -- Type I SHORTSTOPP Flange
ME	Top Seal -- Cam Flange
-XXXX ¹	Next 4 characters represent run size branch size
-XXXX ²	Next 4 characters are pipe OD inches
-XX ³	³ 00 Primer Coating, Carbon Steel Hardware
	³ 01 Epoxy Coating, Stainless Steel Hardware

¹Example: 0806 = 8 inch run, 6 inch branch - ²Example: 1075 = 10-3/4 inches

End Seal Fittings (Sizes in Inches)

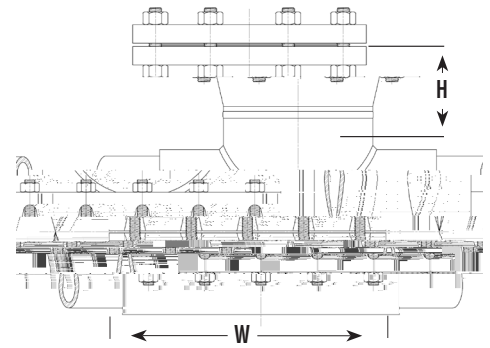
Size	Height	Weight		Part Number
		Lbs.	Kg.	
2	5.188	67	30	MX 0202 XXXX XX ¹
3 x 2	2.895	90	41	MX 0302 XXXX XX
3	3.695	109	50	MX 0303 XXXX XX
4 x 2	2.895	113	51	MX 0402 XXXX XX
4 x 3	3.695	128	58	MX 0403 XXXX XX
4	4.435	158	72	MX 0404 XXXX XX
6 x 2	2.895	151	69	MX 0602 XXXX XX
6 x 3	3.695	170	77	MX 0603 XXXX XX
6 x 4	4.435	202	92	MX 0604 XXXX XX
6	5.185	227	103	MX 0606 XXXX XX
8 x 2	2.895	183	83	MX 0802 XXXX XX
8 x 3	3.695	205	93	MX 0803 XXXX XX
8 x 4	4.435	240	109	MX 0804 XXXX XX
8 x 6	5.185	265	120	MX 0806 XXXX XX
8	5.185	318	145	MX 0808 XXXX XX
10 x 2	2.895	200	91	MX 1002 XXXX XX
10 x 3	3.695	224	102	MX 1003 XXXX XX
10 x 4	4.435	262	119	MX 1004 XXXX XX
10 x 6	5.185	287	130	MX 1006 XXXX XX
10 x 8	5.185	343	156	MX 1008 XXXX XX
10	5.315	405	184	MX 1010 XXXX XX
12 x 2	2.895	245	111	MX 1202 XXXX XX
12 x 3	3.695	270	123	MX 1203 XXXX XX
12 x 4	4.435	309	140	MX 1204 XXXX XX
12 x 6	5.185	334	152	MX 1206 XXXX XX
12 x 8	5.185	291	132	MX 1208 XXXX XX
12 x 10	5.315	453	206	MX 1210 XXXX XX
12	5.815	553	251	MX 1212 XXXX XX

¹ 2-inch size is cast iron body with screw in type outlet



Spare Completion Plug O-Rings and Blind Flange Gaskets

Nominal Size		O-Ring	Gasket
Inches	D/N	Part Number	Part Number
1-1/4	32	00-0117-0014	
1-1/2	38	00-0117-0010	
2	50	00-0117-0010	
3	80	00-0117-0013	
4	100	00-1250-0001	00-5238-0004
6	150	00-1250-0002	00-5238-0006
8	200	00-1250-0003	00-5238-0008
10	250	00-1250-0004	00-5238-0010
12	300	00-1250-0005	00-5238-0012
3 x 4	80 x 100	00-0117-0013	
4 x 6	100 x 150	00-1250-0001	00-5238-0004
6 x 8	150 x 200	00-1250-0002	00-5238-0006
8 x 10	200 x 250	00-1250-0003	00-5238-0008
8 x 12	200 x 300	00-1250-0003	00-5238-0008



■ Top Seal Fitting with Flanged Connection